

Pipe Couplings GT



THE QUICKEST, EASIEST AND MOST ECONOMIC WAY TO JOIN UP PIPES

GT Couplings join up two plain pipe ends on the same horizontal axis in a safe, quick and rigid way. The jaws integrated in the casing assure a solid grip and prevent the pipes from being pulled out.

GT Couplings are suitable for both mild steel and stainless steel pipes.

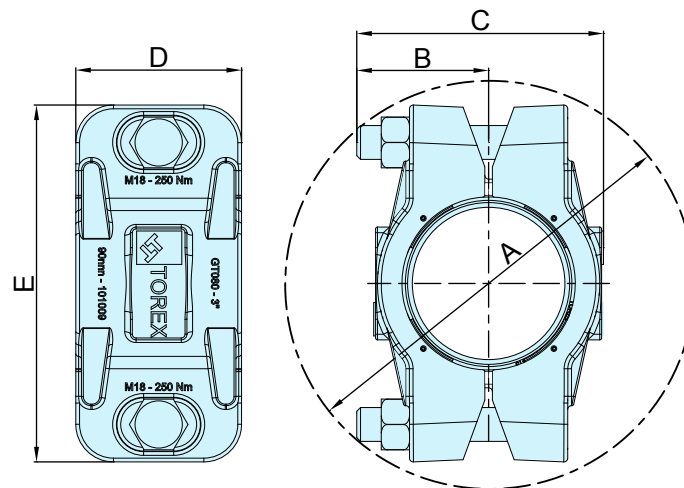
Perfect sealing is assured by gaskets made from EPDM or food-grade SILICONE.

Features

- Semi-casing design made from cast iron in conformity with EN GJS 500-7 EN 1563;
- Jaws made from hardened carbon steel;
- Gaskets available in EPDM or food-grade SILICONE;
- Operating temperature: from -40 °C up to 110 °C (from -40 °F to 230 °F);
- Operating pressure: min. -0.5 bar / max. 7.0 bar (min . -7.2 PSI / max. 101.5 PSI);
- Diameters range from 40mm up to 200mm (from 1½" to 8") to meet the most common pneumatic conveying line sizes.



Overall Dimensions

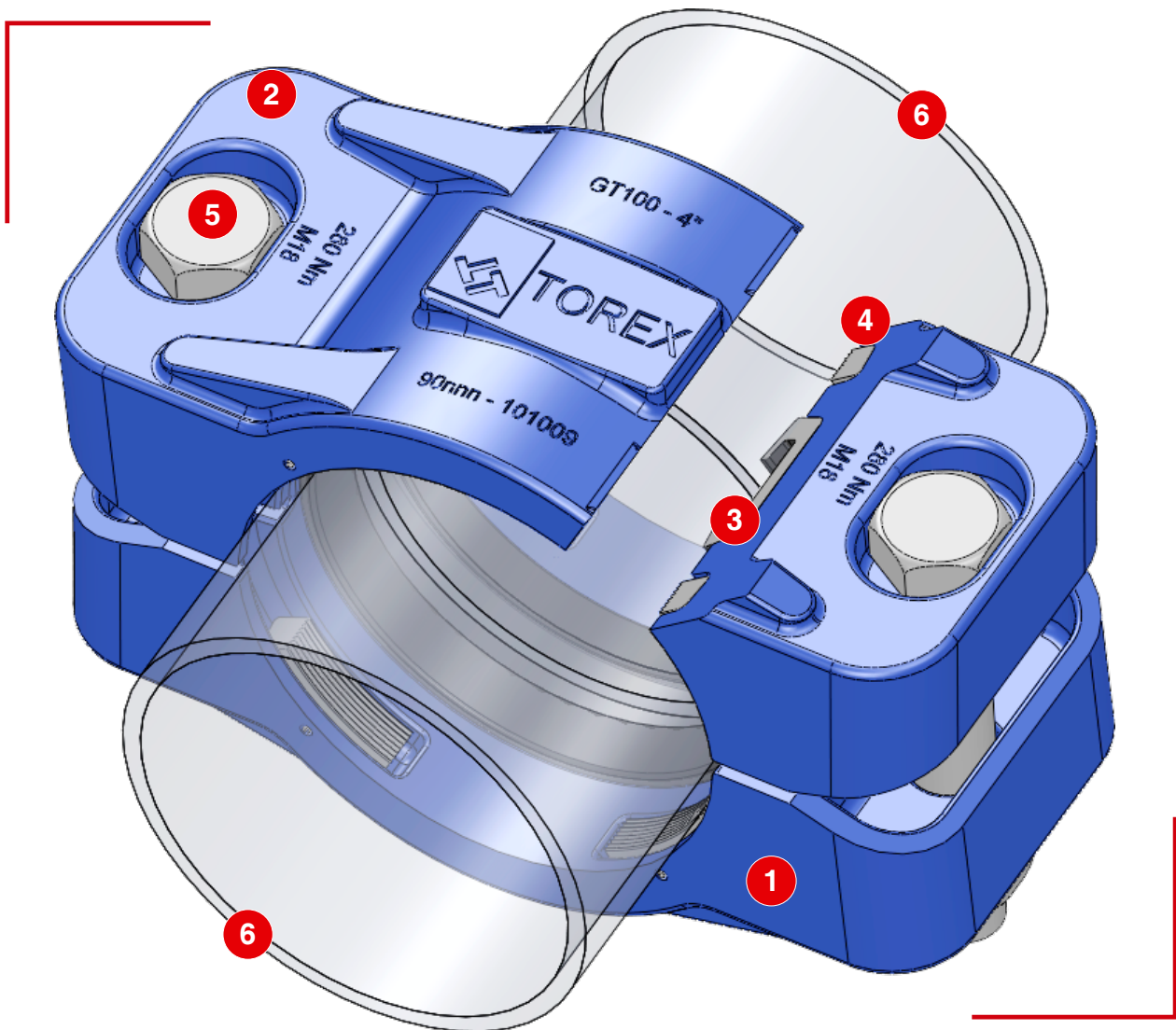


Size	A	B	C	D	E
40	130	43	83	80	114
50	170	59	110	88	134
65	200	59	110	88	176
80	220	70	131	88	188
100	260	82	157	95	216
125	310	102	189	95	244
150	360	105	219	125	316
200	410	143	286	125	358

Dimensions in mm

Benefits


- ✓ Quick and simple to install, reduces installation costs versus welded junctions;
- ✓ Safer fitting operation than welding since the GT Coupling can be assembled without usage of any special heavy-duty tools (only a torque wrench required);
- ✓ More flexible than welding as GT Couplings are detachable and re-usable enabling easy and quick modifications of the duct line (can be re-used in other pneumatic lines);
- ✓ No costly pipe end preparation (simple plain pipe ends);
- ✓ No pressure drop along the pneumatic conveying line;
- ✓ GT Couplings can be rotated to provide easy access to nuts and bolts;
- ✓ Reduced weight.



- 1 Semi-casing for nuts
- 2 Semi-casing for bolts
- 3 Gasket

- 4 Jaws
- 5 Bolts
- 6 Plain Pipe End

Application



GT Pipe Couplings are utilised to join plain pipe ends of mild steel or stainless steel ducts of pneumatic conveying systems.

06/30/2017 September 2012 Rights reserved to modify technical specifications.

